

SAFETY AND SCHOOL ENVIRONMENT

Non-CSAP Course Offerings

Your School Offers	does	does not
• art.....	<input checked="" type="checkbox"/>	<input type="checkbox"/>
• drama or theater.....	<input checked="" type="checkbox"/>	<input type="checkbox"/>
• music.....	<input checked="" type="checkbox"/>	<input type="checkbox"/>
• physical education.....	<input checked="" type="checkbox"/>	<input type="checkbox"/>
• opportunity for civic or community engagement.....	<input checked="" type="checkbox"/>	<input type="checkbox"/>
• internet safety program.....	<input checked="" type="checkbox"/>	<input type="checkbox"/>
• International Baccalaureate.....	<input type="checkbox"/>	<input checked="" type="checkbox"/>
• extracurricular activities.....	<input checked="" type="checkbox"/>	<input type="checkbox"/>
• athletics.....	<input type="checkbox"/>	<input checked="" type="checkbox"/>
• career and technical education.....	<input checked="" type="checkbox"/>	<input type="checkbox"/>
• honors.....	<input checked="" type="checkbox"/>	<input type="checkbox"/>

Safety and Discipline

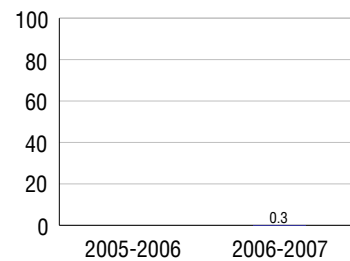
Safe schools are a top priority for parents, teachers, and communities. Your school safety and discipline record for the 2007-2008 school year is:

Type of Incident	Number of Incidents Reported	Percent of Total Incidents
Substance Abuse - Drugs	3	6.1%
Substance Abuse - Alcohol		
Substance Abuse - Tobacco		
Felony Assaults		
Fights		
Possession of Dangerous Weapons		
Other Violations Code of Conduct	46	93.9%

Student Attendance and School Calendar

2007-2008	Your School
Enrollment	357
Average Daily Attendance	340
Student Dropouts	0.3%

Dropout Rate



Student Information Over Time

	2005-2006	2006-2007	2007-2008
Student Enrollment Stability	N/A	96.4%	98.3%
Students Eligible for Free and Reduced Lunch	N/A	20.4 %	20.2 %

For more information and further details about this report, visit www.state.co.us/schools
Colorado Department of Education, 201 East Colfax Ave. Denver, CO 80203

Wayne Carle Middle School
1420/9299/M

10200 W 100th Avenue . Westminster, CO 80021
10/20/2008

DISTRICT TAXPAYER'S REPORT

Sources of School District Revenue 2007

Local Tax Contribution	\$356,019,175
State Tax Contribution	315,431,843
Federal Grants	42,717,586
State Grants	25,793,428
Private/Partnership Grants	171,807
Other Discretionary Income	89,083,874
Total District Operating Revenue	\$829,217,713
Long Term Debt Proceeds	126,985,259
Total District Revenue	\$956,202,972
Total District Operating Revenue Per Pupil =	\$10,226
Total District Revenue Per Pupil (Including Long Term Debt) =	\$11,792
District Per Pupil Operating Revenue =	\$5,933
State Average Per Pupil Operating Revenue =	\$6,080

District Use of Funds 2007

Instructional & Instructional Support	\$480,277,698
Administration	55,768,256
Building & Facilities Maintenance	60,396,294
Operational Expenditures	48,003,486
Debt Service	129,658,039
Other Expenditures	31,926,406
Total District Operating Expenditures	\$806,030,179
Capital Expenditures	133,627,394
Total District Use of Funds	\$939,657,573

District Debt and Capital Construction & Equipment

Total Outstanding Bonded Debt	\$693,618,979
Average Annual Percentage Interest Rate on Debt	4.67%
Amount Raised from Most Recent Bond	\$323,800,000
Amount Spent on New Buildings During Last 2 Years	\$181,180,849

Accreditation

Accreditation is Colorado's primary accountability system, incorporating achievement levels, academic growth, achievement gaps, post-secondary readiness, improvement planning, and compliance. The state accredits districts and districts accredit individual schools.

District Accreditation Status for the 2007-2008 school year:

Voter Approved Funding Changes

Your community did /did not hold an election in November 2006

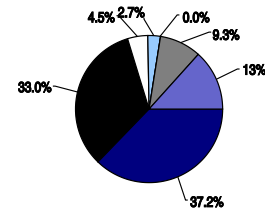
The following items have been approved by voters:

TABOR
Override

Bond

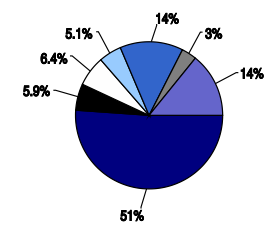
Mill Levy
Increase

District Source of Funds 2007



■ Local Tax Contribution
■ State Tax Contribution
□ Federal Grants
□ State Grants
□ Private/Partnership Grants
□ Other Discretionary Income
□ Long Term Debt Proceeds

District Use of Funds 2007



■ Instructional & Instructional Support
■ Administration
□ Building & Facilities Maintenance
□ Operational Expenditures
□ Debt Service
□ Other Expenditures
□ Capital Expenditures

WAYNE CARLE MIDDLE SCHOOL



JEFFERSON COUNTY R-1

<http://jeffco.k12.co.us/>

School Accountability Report 2007-2008 School Year

School Performance Summary

Overall Academic Performance on State Assessments

High

Academic Growth of Students

Typical

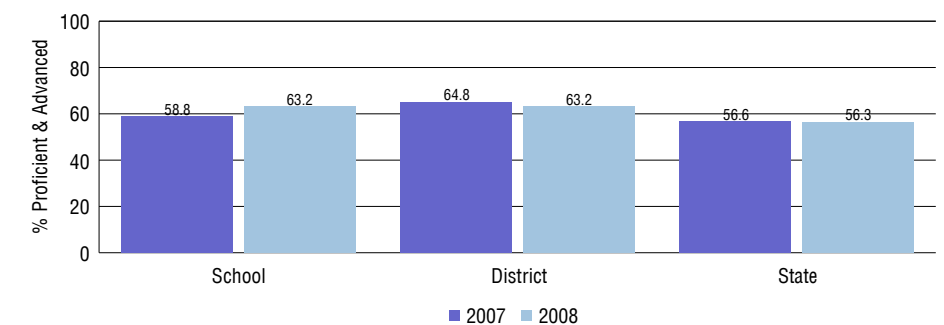
Overall Academic Performance on State Assessments

Each school in the State received a rating of "Excellent", "High", "Average", "Low", or "Unsatisfactory" for student academic performance based on 2007-2008 CSAP and COACT results. The rating is calculated using weighted percentages of each CSAP proficiency level for all content area and grade results for the school, as well as average COACT Reading, Writing, and Math Grade 11 results.

Academic Growth of Students

Each school in the State received a rating of "Low", "Typical", or "High" for student academic growth based on CSAP results. The calculation method is new for 2007-2008. The rating is calculated using student percentile scores matched over two years. More information about the Overall Academic Performance rating and Academic Growth of Students calculations can be found here: http://www.cde.state.co.us/cdeassess/SAR_Info.html.

Percent Proficient and Advanced for Middle Grades for All Content Areas



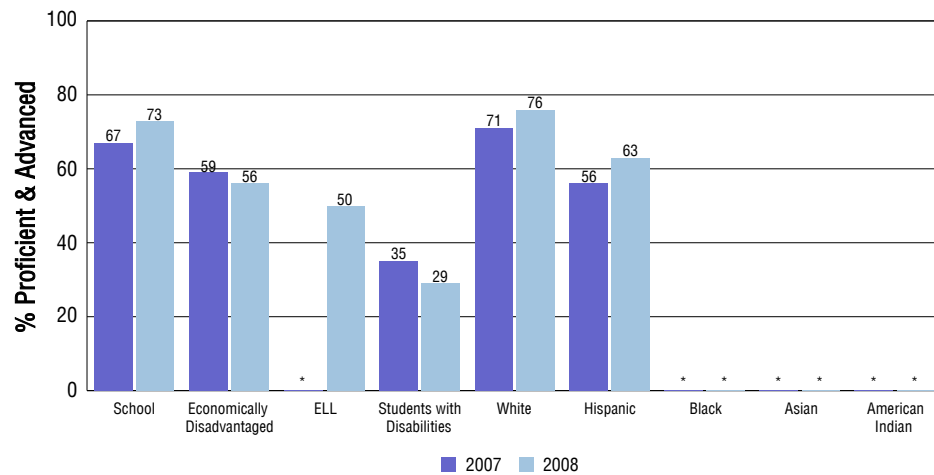
Student Test Scores Used For Calculating Overall Academic Performance

96.1%	Test Scores Counted
0.5%	Test Scores not used due to Language
3.4%	Test Scores not used due to New Student

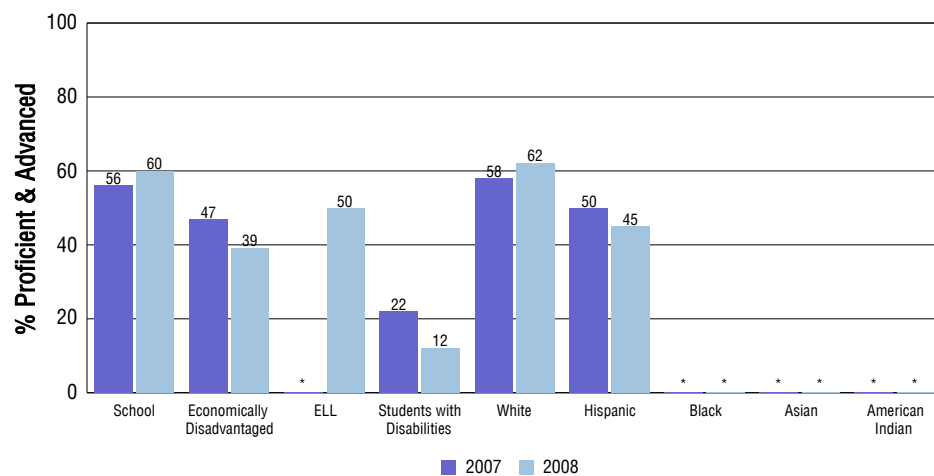
STUDENT PERFORMANCE

These graphs show the percent Proficient and Advanced trends over the past three years for Reading, Writing, and Math. Results are presented for the entire school for all reported grades as well as for different subgroups. Note: * indicates any group with less than 16 student results to be reported.

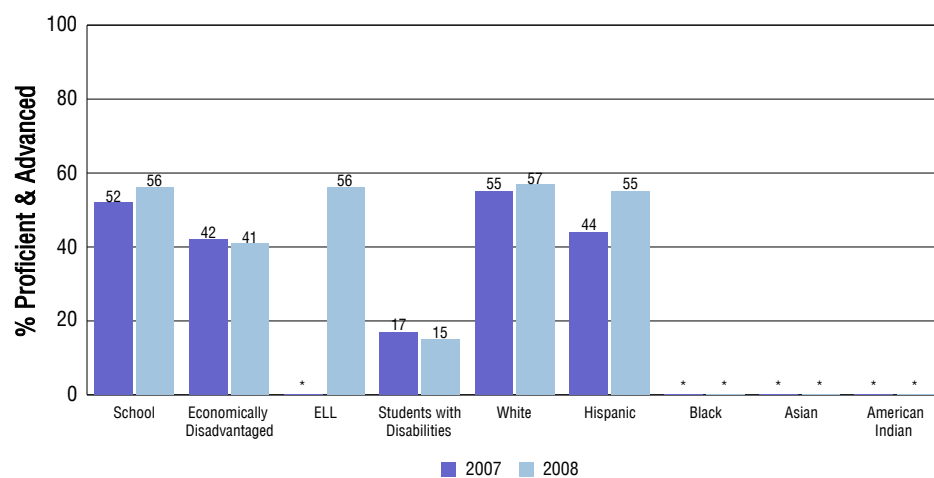
Reading



Writing



Math



SCHOOL INFORMATION

School Pride (as submitted by your district)

- State-of-the-art technology is incorporated into classroom instruction with laptop computers, wireless environment, document cameras and Smart Boards.
- Academics are the school focus with almost 70 percent of the students achieving honor roll during the year.
- Extracurricular opportunities including, sports, band, choir, drama, academic competitions, student council and other clubs are available to students.
- For more information, visit:

<http://www.jeffcopublicschools.org/schools/profiles/middle/waynecarle.html>

School Goals (as submitted by your district)

Wayne Carle Middle School has a strong academic focus. Staff members use data gathering techniques to determine student areas of success and areas of need, from multiple student assessments including CSAP. The staff uses this data to identify gaps in learning between groups of students and then provides numerous intervention strategies that focus on the learning needs. Most recently these areas of focus have included literature comprehension and algebra patterns.

No Child Left Behind - Adequate Yearly Progress

Did your school make AYP in reading?	No	Math?	No
How many targets does your school have?	30	Met?	28

Based on this school's academic performance, your child may be eligible for one or more of the following; ask your school if your child qualifies for:

Extra academic instruction either before or after-school, or in the summer
Mentoring

For additional information regarding Adequate Yearly Progress please visit
<http://www.cde.state.co.us/FedPrograms/ayp/index.asp>

How Wayne Carle Middle School Compares To Middle Schools Within A 75-Mile Radius

School	Program Type	Academic Performance	Academic Growth
Jefferson Charter Academy Junior High School	Charter	High	Typical
Excel Academy Charter School	Charter	Average	Typical
Moore Middle School		Average	Typical
Mandalay Middle School		High	Typical
Woodrow Wilson Charter Academy	Charter	High	Typical
Oberon Junior High School		High	Typical
Lincoln Charter Academy	Charter	High	Typical
North Arvada Middle School		Average	Typical
Shaw Heights Middle School(1)		Low	Typical
Eldorado K-8 Elementary School(2)		Excellent	High

1 Located in Westminster 50 School District.
2 Located in Boulder Valley RE 2 School District.

ABOUT OUR STAFF

School Employment

Each year, your district reports to the Colorado Department of Education on the number of adults who work in your school, as well as the type of work they do. Last year, your school employed:

	Your School		District	
	Full Time	Part Time	Full Time	Part Time
Teachers	19	4	4639	387
Paraprofessionals	2	4	1223	1211
Administrators	2	0	420	17
Other Professionals	1	0	709	93
School Support	2	1	1902	668
School Counselors	2	0	139	4
School Librarians	1	0	126	22
Total Staff	37		11454	

Students per Teacher Ratio

	Student Enrollment	Students per Teacher
Grade 7	184	17.5
Grade 8	173	16.5

Professional Experience of Teachers

	Your School	District
Average years of teaching experience	10	9
Percent of teachers teaching in the subject in which they received their degree	65%	72%
Number of teachers with Masters or Doctoral degrees	17	2928
Teachers with 3 years or more of teaching experience	20	3843
Teachers with less than 3 years of teaching experience	3	1183
Number of professional development days	4	8

Salaries

	Your School	District	State
Average Teacher Salary	\$58,144	\$52,512	\$47,494
Average Administrator Salary	\$90,981	\$85,523	\$80,444

Principal: Gregory Bushey

Number of years as Principal at this school: 2

Number of years as Principal at any school: 15